

360 degrees of immersion:
Your complete multimedia experience

▶ **FAGOR MULTIMEDIA SOLUTIONS**



Multimedia
platform



TV reception
and headends



BYOE
Bring your own
entertainment



Connectivity and
networks



Other
solutions



Customer
success

FAGOR MULTIMEDIA SOLUTIONS

Together, further

Dear customer,

Fagor Electrónica is pleased to announce the recent acquisition of Triax Digital Solutions, formerly IKUSI Multimedia. With this operation, we reinforce our technological capabilities in order to offer a better global offer to our customers. We are also consolidating our position as a reference supplier in the telecommunications infrastructure solutions sector.

An opportunity to advance in the strategic objectives of diversification and growth towards new value propositions and markets, in a coherent way with the commitment to maintain employment and the rooting of the activity.

As a result of the merger between Triax Digital Solutions and the signal processing unit of Fagor Electrónica, Fagor Multimedia Solutions is born. The new company has its headquarters in the Head Quarters of Arrasate-Mondragón (Gipuzkoa) and will maintain two work sites in the Gipuzkoan towns of Arrasate-Mondragón and Astigarraga.

The team will be made up of people from Fagor's multimedia business and the current staff of Triax Digital Solutions, a combination of talents that will make us stronger and increase our ability to create value for our customers. Because in Fagor Multimedia Solutions we integrate the deep experience of both companies in the telecommunications infrastructure sector.

A sector that -we are all aware-, in recent years is undergoing a profound transformation that will be even greater in the near future. With this commitment, in addition, from Fagor Electrónica we reinforce our commitment to our professional customers in the telecommunications installation, electrical distribution and specialist, as well as with engineers and designers in the field of telecommunications.

Thank you for continuing by our side in this new stage.

Gorka Guerra
General Manager
Fagor Multimedia Solutions



Fagor Multimedia Solutions, your ally towards digital transformation

Welcome to Fagor Multimedia Solutions, where digital transformation comes to life! In an increasingly connected and technological world, we know that digitalisation is fundamental to business success. With a wide range of innovative products and services, we are here to accompany you every step of the way towards greater digital maturity for your business.

From customised multimedia solutions to specialised consulting services, our team is committed to providing you with the tools and expertise you need to boost your online presence, optimise internal processes and improve the customer experience. At Fagor Multimedia Solutions, we don't just provide products and services, we deliver tangible results!

Fagor Connect is a dynamic ecosystem that gives you the tools you need to thrive in today's digital world while defining the strategic direction of your business' future. From content management to process automation, our solution enables you to effectively connect with your audience, improve operational efficiency and achieve your business goals with confidence.

With decades of market experience and a customer-centric approach, we're ready to help you make the most of the opportunities the digital world has to offer. Join us on this exciting journey to digital excellence and discover how we can take your business to the next level - with

Fagor Multimedia Solutions, your digital transformation is guaranteed!

Strategic axes

1. IMPROVE CUSTOMER EXPERIENCE

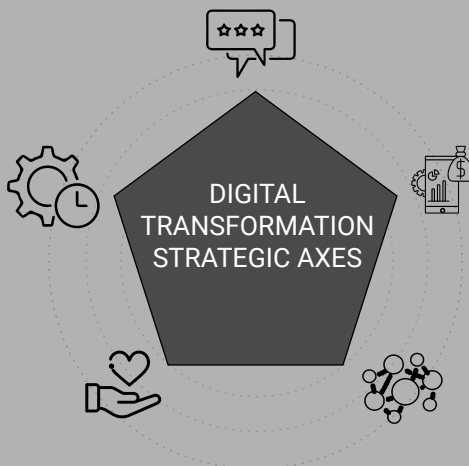
We open the doors to new customers and customer loyalty.

2. BOOST OPERATIONAL EFFICIENCY

We help you to be more efficient in your operations and processes.

3. INCREASE INCOME

We offer you new sources of recurring income.



4. ENABLES SYSTEM INTEROPERABILITY

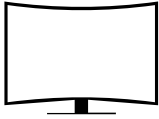
It is interoperable and integrable with multiple systems and vendors.

5. ASSURES LIFECYCLE SERVICES

As a key business partner, we ensure service throughout the entire lifecycle.

How do we do it?

At Fagor Multimedia Solutions we accompany the customer throughout the whole life cycle.

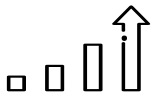


Design

This is the most important phase to ensure the success of the solution. To do this:

- We study your business model to define the added value that most differentiates you.
- We advise you on the management and design of content from the vision of experts.
- We co-create with you to create a tailor-made and fully customised solution.

and we focus the solution with the aim of growing and making Fagor Multimedia Solutions your successful partner.



Growth

The design phase is just as important as the project phase. Fagor Connect is an ecosystem that adapts to the needs of the business as it grows.

- It is a fully scalable ecosystem, both in terms of upgrades and integration of new solutions.

Sectors

- It has an implementation service that guarantees



Implementation

Each project has its own needs and there is a solution for each one. Together we will find the most suitable solution for the implementation of the platform.



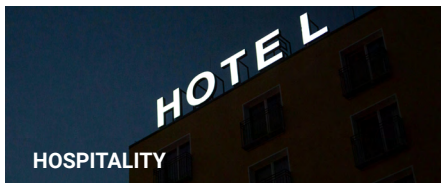
- Project management, to carry out an efficient and coordinated installation.
- Collaboration with integrators to optimise the value chain.
- Technical equipment to back up any unforeseen event.
- Staff training and empowerment.
- Remote support.
- Certification and tuning.

customer satisfaction through technical support.

- And maintenance service, according to needs.

We take care of every detail of your project, as if the business were our own, because the success of our customers is the success of Fagor Connect...

Sectors





Multimedia Platform



TV reception & Headends



BYOE Bring your own entertainment



Connectivity & networks



Other solutions



Customer success

Multimedia platform

Optimise your users' experience with our multimedia platform, providing a universe of entertainment, information and comfort at their fingertips, ensuring an unforgettable and exceptional experience.

IPTV

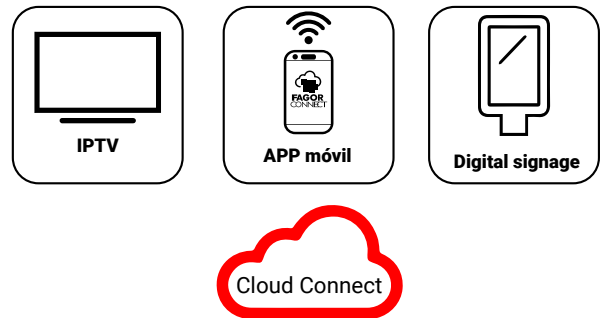
MOBILE APP DIGITAL

SIGNAGE



Elements






The multimedia platform is hosted on a Cloud server, which manages the contents of the different devices towards the user and the additional services for the best use of the business operation.



IPTV solution

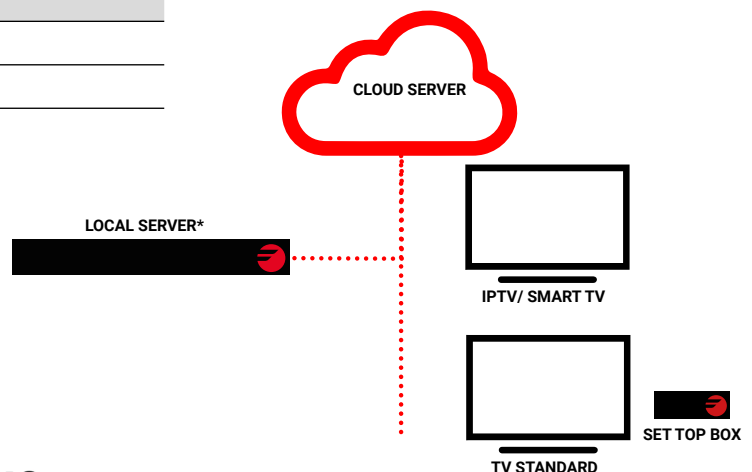
It consists of basic services and a menu of additional modules based on licences ordered on demand.

All this is managed from the Fagor Connect Cloud. For non-hospitality TVs, a Set-top Box with its licence is required. For other cases, hybrid alternatives will be sought.

 TV y entretenimiento	 Hotel y servicios	 Huésped	 Información	 Ajustes
<ul style="list-style-type: none"> • TV • Radio 	<ul style="list-style-type: none"> • Directory of services • Daily topic • Activities • Announcements • Facilities • Offer • Contacts 	<ul style="list-style-type: none"> • Message • Profile • Alarm clock • Preferences 	<ul style="list-style-type: none"> • Flight Information • Bus Information • Weather Information 	<ul style="list-style-type: none"> • Language • Parental Guidance • Erase My Data • Reset • Network Information



REF.	MOD.	DESCRIPTION
SOFTWARE		
10101	FC ILR	Fagor Connect Basic STB
10121	FC SLR	Fagor Connect Basic SmartTV
10210	CSU 001	Cloud Connect server
HARDWARE		
10001	ICONN 200	STB room
10041	LSR HP V1	Local V1 server




Compatible TVs



TV & ENTERTAINMENT

- **TV Channels:** terrestrial and satellite on request of the hotel.
- **Radio Channels:** all streaming radio channels can be played on TV.
- **Corporate channel:** channel offering relevant information and services of the hotel/guests



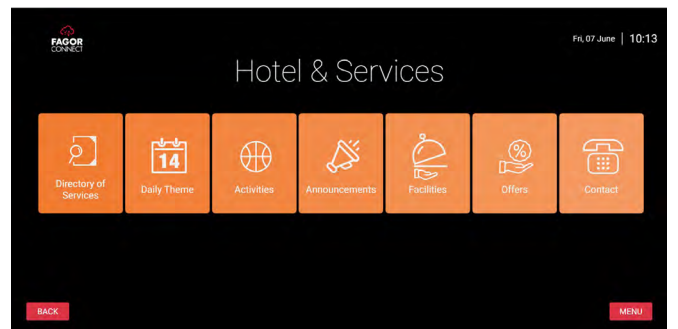
TV & ENTERTAINMENT



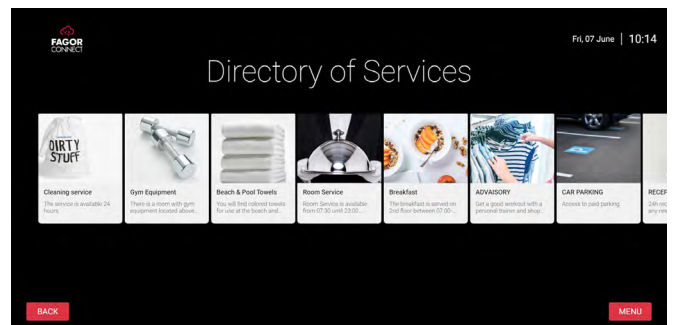
TV

Hotel & Services

- **Services directory:** description of the services offered by the hotel, opening hours, wifi, check in, check out, housekeeping, room service, etc.
- **Daily program:** in the case of having different activities, to have each day what activities there are.
- **Activities:** information on programmed activities.
- **Advertisements:** own advertisements and personalized to the guest according to the season.
- **Facilities:** information on facilities and opening hours.
- **Offers:** you can program offers throughout the year that the hotel may have, for example restaurant offers, breakfasts...
- **Contacts:** information on all hotel contacts, from reception, restaurant, gym, to emergencies, etc...



HOTEL & SERVICES



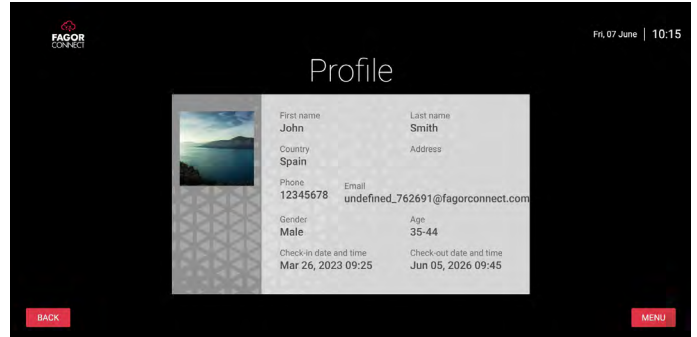
SERVICE DIRECTORY

IPTV solution

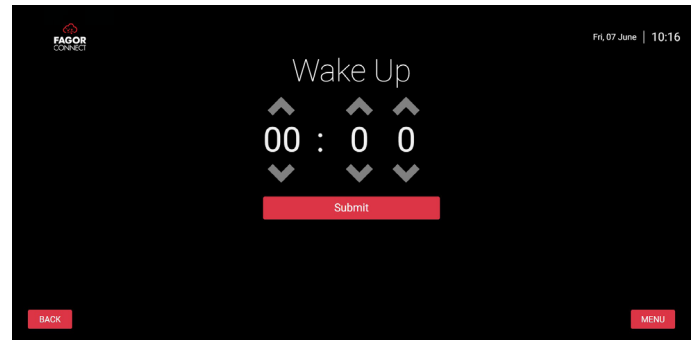


Guest

- **Message:** general or personalized messages can be sent from the hotel to guests, logistics messages, popup offers or inquiries at the front desk. A welcome message can be configured with the guest's name and surname.
- **Alarm clock:** a digital clock to be awakened from reception.
- **Preferences:** for regular customers, their preferences can be identified.



MESSAGE

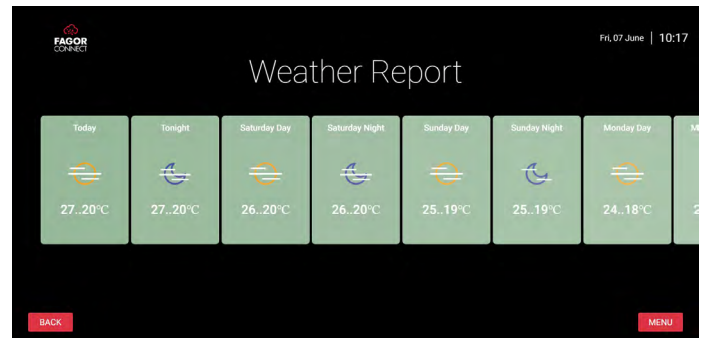


AWAKENER



Information

- **Flight information:** flight information for airports in the area.
- **Bus information:** bus information for to be able to move in the destination.
- **Meteorological information:** from the place where you are located.


































METEOROLOGICAL INFORMATION

Fagor Connect Addons Modules

Additional modules based on licenses with an **annual fee**, which customizes the solution for each hotel. Add-on modules are additional services for the IPTV solution, the Fagor Connect App and/or digital signage.

These modules can be integrated into the solution as needed flexible, in order to expand services according to the hotel's needs.

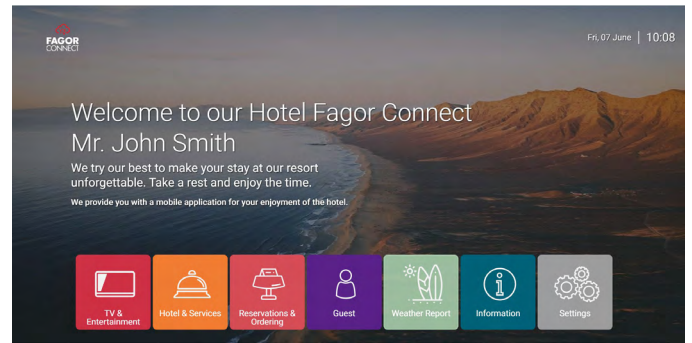
Ref.	Mod.	Product	Description	Support
10300	FMO-010	PMS Integration	Integration of the PMS in the Fagor Connect solution.	 
10319	FMO-029	Cast Connect	TV casting service.	 
10305	FMO-015	Room service/ordering	Ordering system.	   
10303	FMO-013	Reservations	Reservation system for available services.	   
10302	FMO-012	Questionnaires	Digital questionnaires for business evaluation of hotel services.	   
10307	FMO-017	Concierge	Chat service between customers and hotel employees.	 
10306	FMO-016	Loyalty system	Customer loyalty system for points and rewards.	 
10308	FMO-018	POI- Points of Interest	Visualisation of points of interest in the environment.	   
10324	FMO-034	Domotic integration	Intelligent room control for automations.	 
10309	FMO-019	Conference calendar (Timeline)	Display of the conference calendar (Timeline) and activities.	
10311	FMO-021	Self-check-in form	Online check-in form prior to arrival.	   

FMO-010
PMS integration

Ref: 10300

Integration of the PMS in the Fagor Connect solution.

- Personalise the welcome message automatically.
- Reception in the guest's language, reorganises the TV and radio channels according to the language.
- The entire platform automatically switches to the guest's language.
- Generates the invoice as the guest makes use of the hotel services (POS integration).
- With the check in and check out the cleaning of all guest data.




FMO-029
Cast Connect

Ref: 10319

Professional casting system to easily share your favorite series, movies, music, news and sports from your personal device to your bedroom TV.

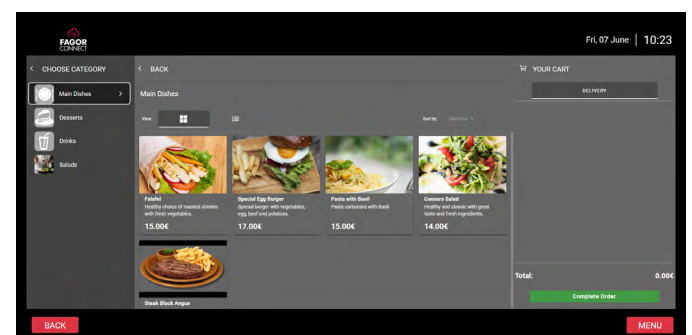
Integration into the hotel's existing WiFi network makes it easy to connect your mobile device to the TV through a simple QR code scan.



FMO-015
Room service/ordering

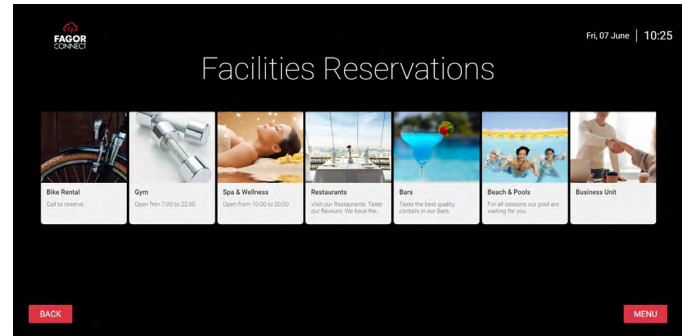
Ref: 10305

This module allows you to order services from the hotel staff, integrating your POS ordering systems.



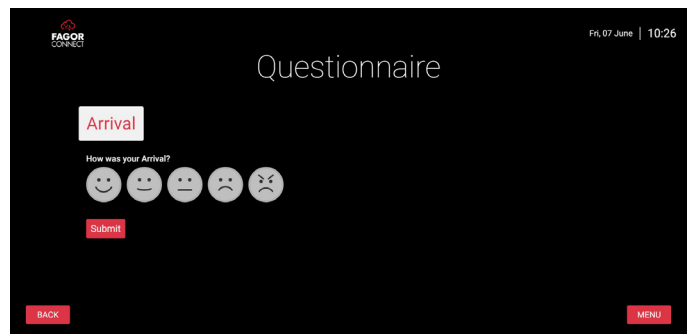
FMO-013
Reservations
 Ref: 10303

Reservation of hotel facilities, such as tennis court, spa, swimming pool. also with the possibility of integrating your own reservation system.



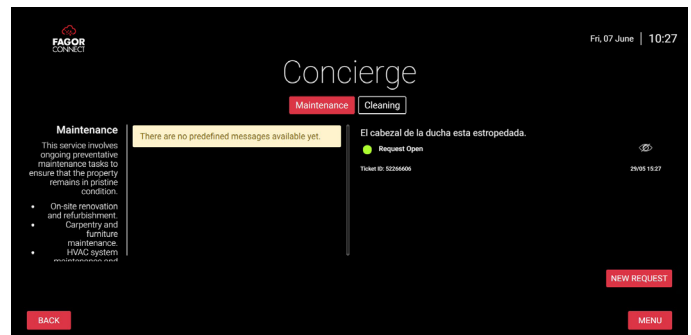
FMO-012
Questionnaire
 Ref: 10302

After the activities or the stay in the hotel, receive a satisfaction questionnaire to collect feedback of the experience. This gives extra information to the hotel to improve the offer, more adapted to the target audience.



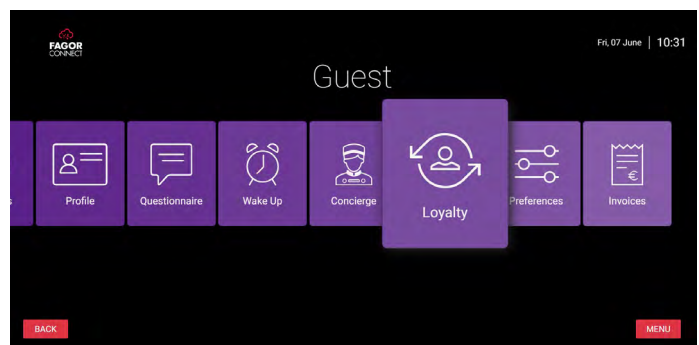
FMO-012
Janitor
 Ref: 10307

Instant communication with the guest from anywhere in the Hotel. Efficient and effective coordination, with direct chats between the Hotel staff so that the guest lacks nothing.




FMO-016
Loyalty system
 Ref: 10306

Loyalty program for the chain's most frequent and loyal guests.



FMO-018
Points of interest
 Ref: 10308

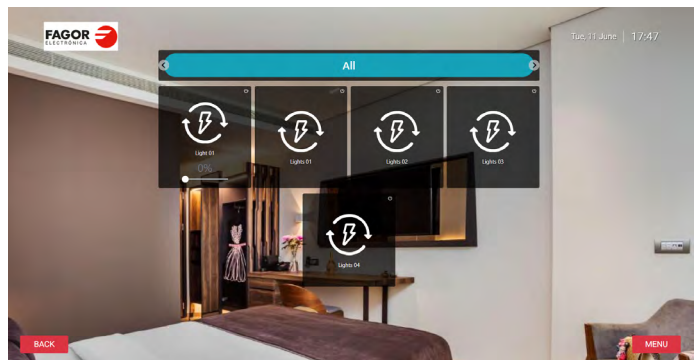
The hotel can choose which points of interest in the area it wants to promote and/or adapt the points of interest to the type of guest. A showcase for crossselling and promoting surrounding businesses.



FMO-034
KNX interface
 Ref: 10324

The user can control lights, curtains, room temperature... via cell phone or app

- Light: OFF/ON
- Air conditioning: degrees up and down
- Access doors: codes, pin depending on the system



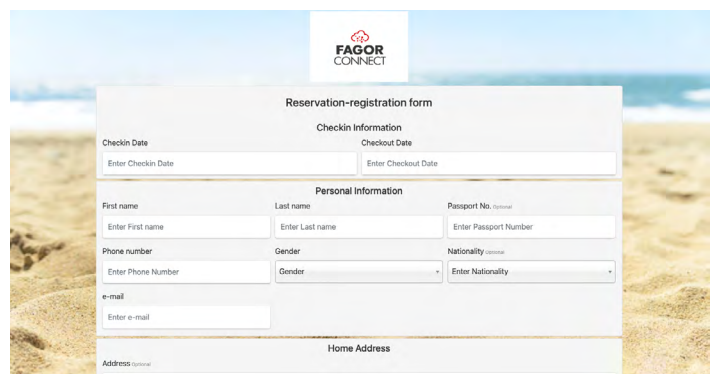
FMO-019
Conference Calendar (Timeline)
 Ref: 10309

It visually indicates where, at what time and the name of the event in each event or meeting room of the Hotel.



FMO-021
Self-checking form
 Ref: 10311

In order to avoid wasting guests' time upon arrival, they can be informed of the possibility of self-checking in and making their arrival at their destination easier.



Fagor Connect App

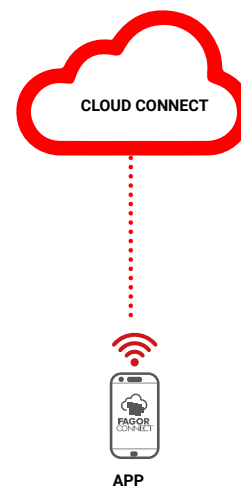


Messages with reception, notifications, booking a yoga class or a guide to the most interesting places to visit, these are just some of the services that can be made available to the guest thanks to the hotel's mobile app.

Compatible with android and IOS.



REF.	MOD.	DESCRIPTION
SOFTWARE		
10210	CSU 001	Cloud Connect server
10301	FMO-011	App



Fagor Connect Signage

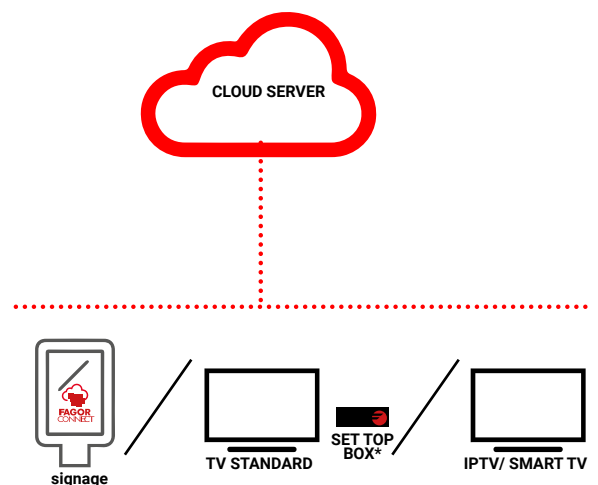


Can you imagine being able to centrally manage all the hotel's information screens? With our touch totem, timeline, customised signage and promotions solution, each screen becomes a strategic point of information and advertising.

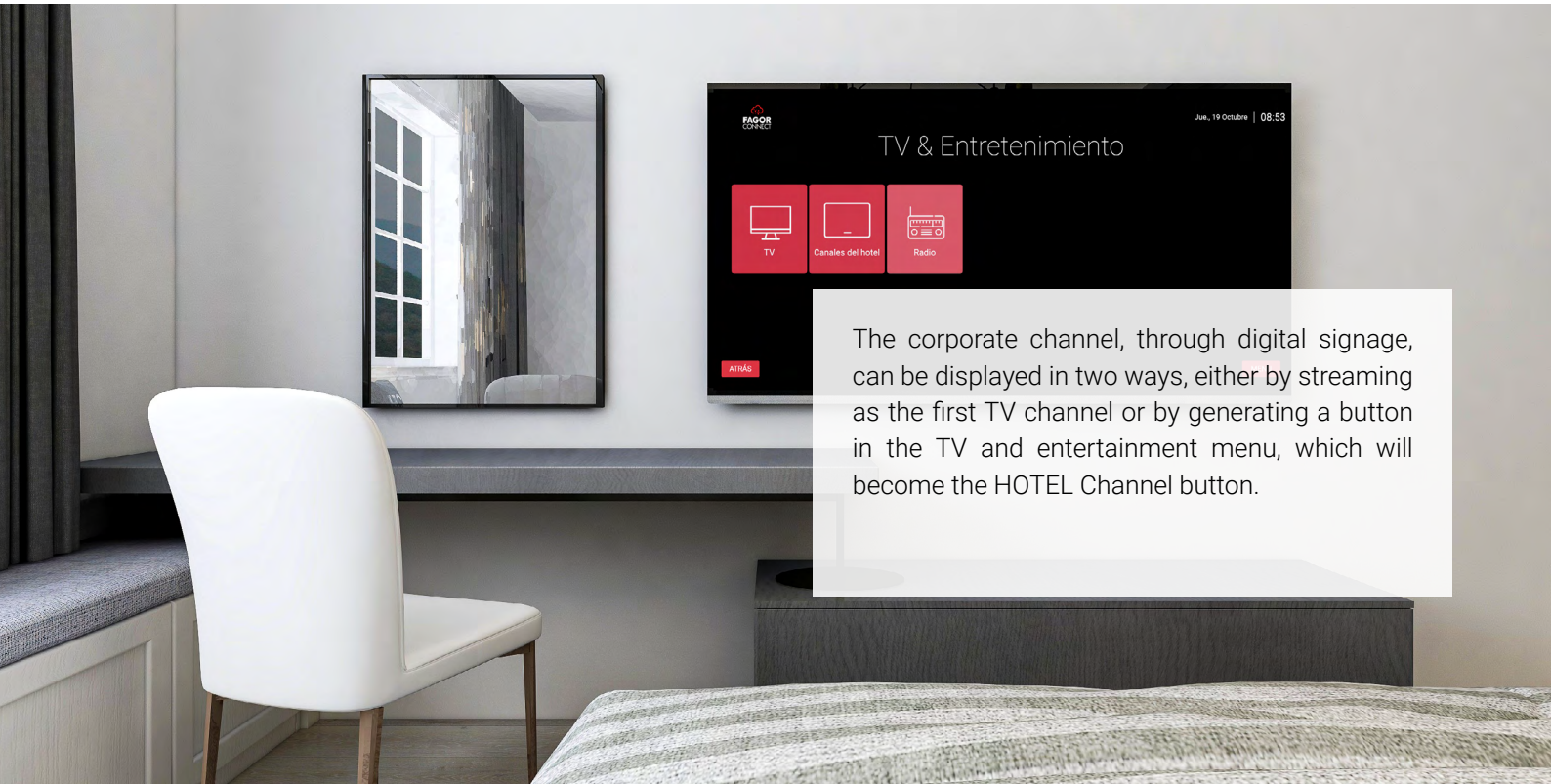
From our server, the process of designing and creating content for guests becomes easier and more intuitive than ever. You can control external advertising, promote activities, display internal offers, broadcast the corporate channel, and much more! Centralised management gives you total control over the information and advertising experience in every corner of the hotel.

REF.	MOD.	DESCRIPTION
SOFTWARE		
10141	FC ILS	Fagor Connect digital signage
10210	CSU 001	Cloud Connect server
HARDWARE		
10002	ICONN 200S	STB Fagor Connect for digital signage*

*It is not an essential requirement. Consult depending on each installation.



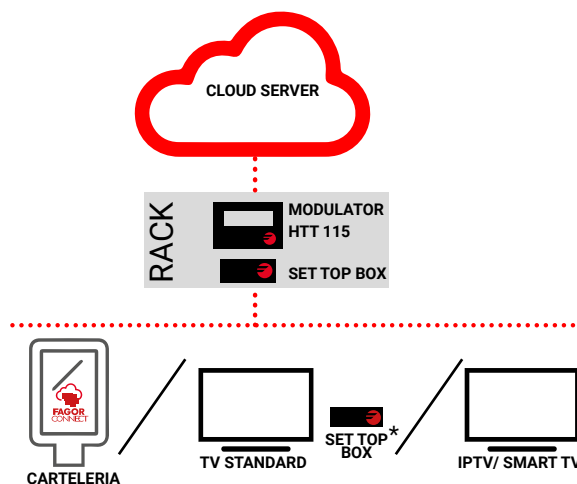
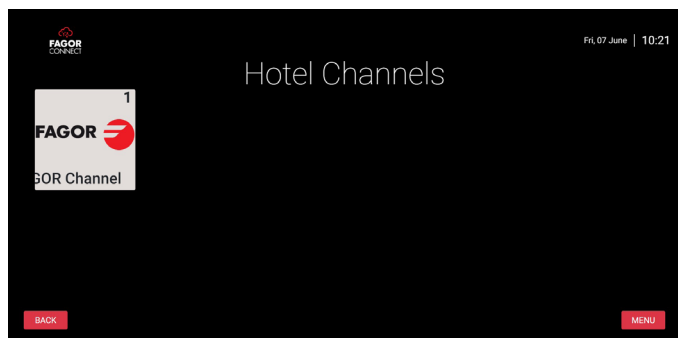
Fagor Connect Corporate Channel



The corporate channel, through digital signage, can be displayed in two ways, either by streaming as the first TV channel or by generating a button in the TV and entertainment menu, which will become the HOTEL Channel button.

REF.	MOD.	DESCRIPTION
SOFTWARE		
10141	FC ILS	Fagor Connect digital signage
10210	CSU 001	Cloud Connect server
HARDWARE		
10002	ICONN 200S	STB Fagor Connect for digital signage*
10020	HCC 200	HDMI for STB
86541	HTT 103	HDMI-COFDM Digital modulator RF output

*It is not an essential requirement. Consult depending on each installation.



Example of application in the hospitality sector

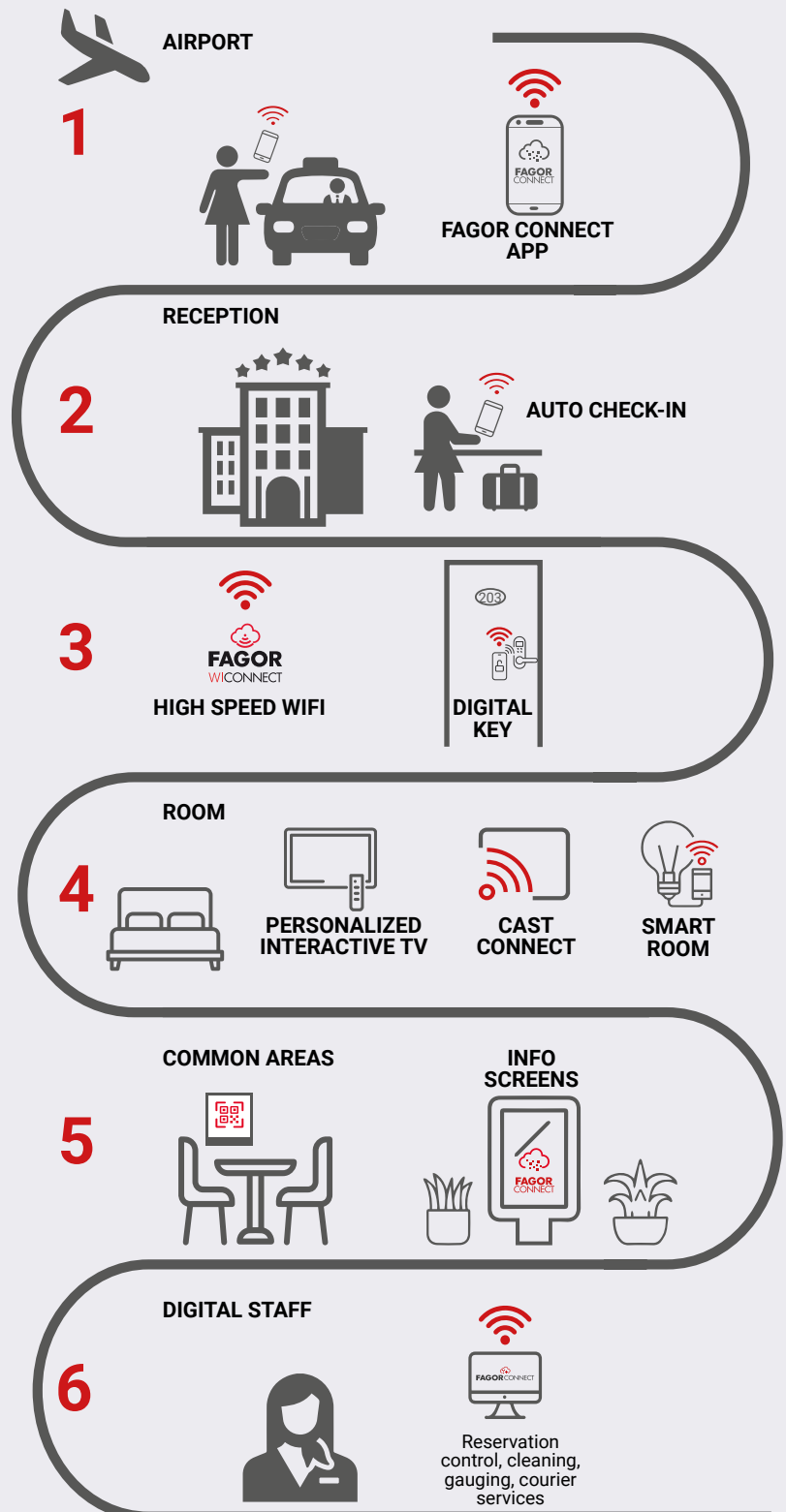
The digital guest journey

Fagor Connect is a multimedia services platform compatible with your hotel management system.

In Fagor Electrónica, we are experts in the development and implementation of services specially designed for the Hospitality sector.

We provide the best guest experience, thanks to efficient high-capacity fiber networks (GPON) combined with interactive entertainment in guest rooms (IPTV services, casting...).

Our extensive experience in the development of integral communications infrastructures allows the hotel establishment to offer all the services currently demanded by customers, and those that will be implemented in the future, obtaining additional advantages and a total user experience.



Example of application in the hospitality sector

The servers and software allow us to act in a centralized way with cloud solution on the system configuration, to keep the services up to date, as well as not having to apply the changes on each of the TVs.

The configuration and maintenance is done on the server and the changes will automatically be reflected on the TVs.

Features of FAGOR CONNECT:

- Configuration from the web server (cloud) of all televisions in the hotel.
- Possibility of sorting the list of channels by language according to guest profile by nationality, or preferred language, obtaining the information thanks to the integration with the PMS.
- Personalization of the welcome message with the guest's name automatically, thanks to integration with PMS.
- Inclusion of the brand's corporate channel.
- Casting service.
- Services offered by the hotel in different formats.
- Possibility to book hotel services (SPA, restaurant, Gym, etc).
- Create room orders.
- Chat with concierge.
- Messaging.
- Promotions and announcements of new openings.
- Points of interest in the area surrounding the Hotel.
- Room automation integration (with KNX).
- Invoicing consultation (electronic invoicing).
- Loyalty system.
- Satisfaction questionnaires.
- Captive portal for Wifi (WiConnect).
- Weather information.
- Digital signage management, in touch totems or TV.
- Mobile application for Android and iOS.



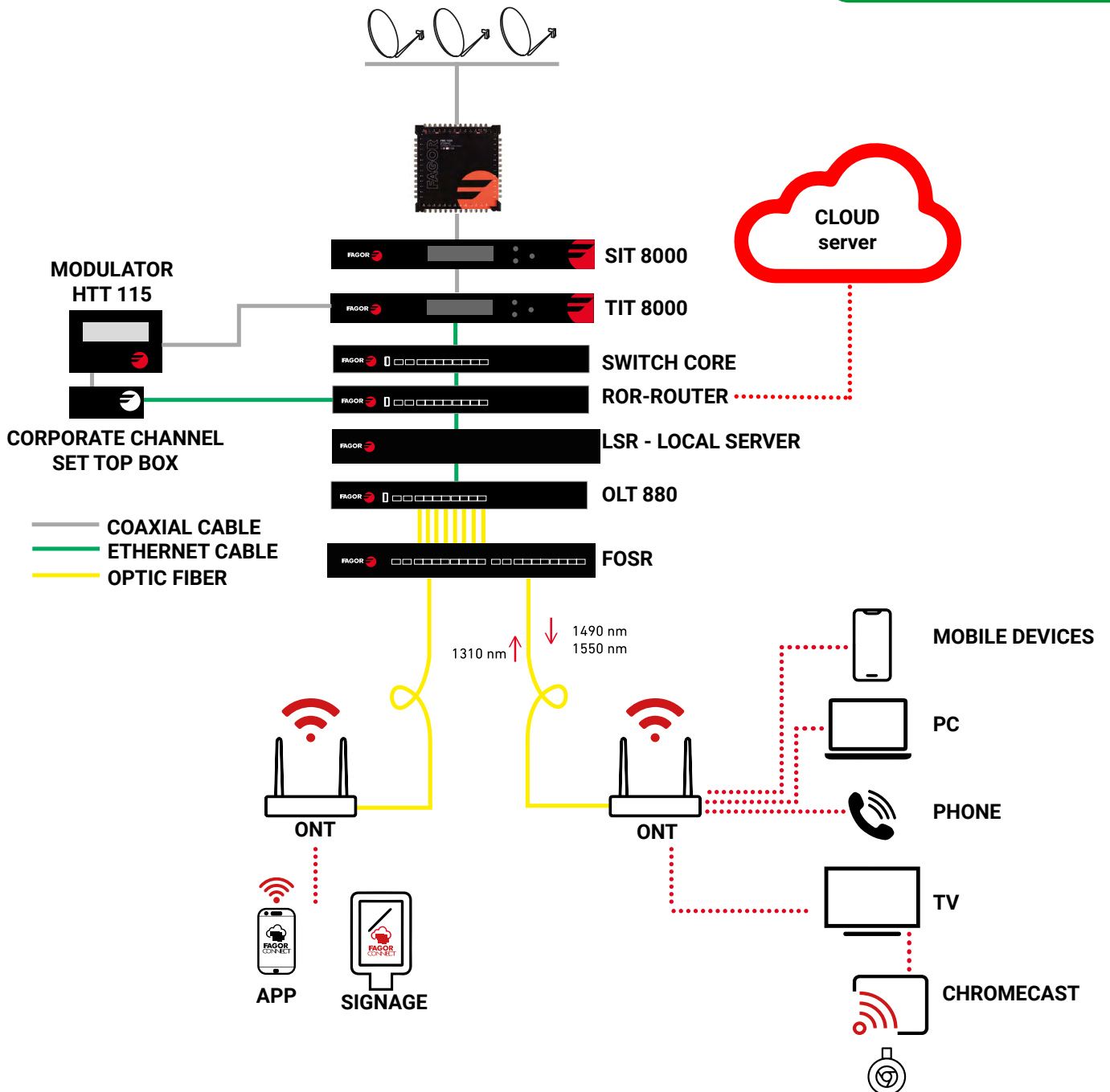
The installation consists of:

- IPTV headend for TV and Radio services.
- A server in the cloud.
- Receiving system consisting of 1 terrestrial antenna for receiving terrestrial services, satellite dishes for satellite services and a multiswitch that will allow us to change the configuration at any time without having to modify the input connections.
- Modulator to upload information and/or videos from the Hotel's corporate channel.
- Local server where the information is downloaded from the system and from the cloud server to have fast response times when loading information and channels.
- Network electronics consisting of a 26-port switch to centralize all the outputs of the IPTV equipment and a router for remote management of the entire system.
- Dongle Chromecast devices with their brackets behind the TV to be hidden from the guest's view and prevent possible theft.
- The licenses of use and configuration of the services.

The whole system is scalable for future changes or expansions, both in number of devices and in services or TV/Radio channels.

Installation example

compatible with  IKUSI



TV reception and headends

Deliver a high quality TV experience and get the most out of your content investment.

FLOW

HTI

TIT series

SIT series

HAN series

ENC-108

ICONN series



IKUSI FLOW

The first Smart TV Headend



Multi-standard Ikusi Flow adapts to your present and your future



High density
Small footprint per channel
Capable of processing more than 200 SD services or 120 services



Content management
Manages content, not technical parameters
User-friendly interface, minimizing configuration time



Double security
Premium content is always protected by the inclusion of DRM protection.



One platform for all your TV needs
Designed to convert any TV input to any TV output

IKUSI FLOW



FLOW IN4 (Ref. 4319)
Input module. Frontend.
 Quadruple tuner.
 Universal multi-standard input: DVB S/S2/T/T2/C.
 Auto scan.
 Discovery of the services present on the connected cables
 Hot swap without manual reconfiguration.



FLOW ENC + (Ref. 4321)
Encoder module.
 4 x HDMI inputs
 MPEG4 H.264 or H265 video compression.
 Full HD quality.
 Up to 40 HDMI
 HDMI inputs in a 4RU rack.



FLOW HUB (Ref. 4314)
Platform control unit.
 It manages all the internal parameters of the head-end.
 Connected head-end: own wifi + LAN interface.
 Local and remote access.
 Guided configuration through a wizard.
 2 x gigabit ethernet ports for IPTV multicast..
 Support for back-up modules.



FLOW SEC (Ref. 4311)
Security Management Module.
 Decryption (CAS) and encryption (DRM).
 2 x CI slots per module.
 Manages services coming from any input and going to any output.
 Automatic CAM restart in case of decryption failure.
 Support up to 15 SPTS per CAM (30 SPTS per module).



FLOW OUT (Ref. 4313)
Output module. Backend.
 Universal quad/sextuple and multi-standard DVB-T/DVB-C output.
 Up to 8 SPTS per carrier = 32 SPTS per module.
 Output level from 78 to 108 dbmV.



FLOW PSU (Ref. 4308)
Platform power supply.
 More efficient: Half-bridge technology....
 Thermal protection (against external air-conditioning failure) .
 Power Factor Corrector.

IKUSI FLOW



FLOW BASE (Ref. 4312)

Platform chassis.

Self-assembled chassis.
 19" rack or wall mounting with the same base.
 Mounting without tools or accessories.
 Actual height of 4RU (including cable glands)...



FLOW COVER (Ref. 4316)

Platform ventilation cover.

Magnetic connection with triple function:
 mechanical adjustment, fan power supply and speed control
 5 x fans.
 Magnetic technology: no noise and no friction.



FLOW RPSU REDUNDANT (Ref. 4320)

Redundant power supply .

Ensures uninterrupted power supply.
 Can be replaced without disconnecting from the headend
 Integrates two identical power supplies in 1RU chassis.



FLOW STB AC3+ (Ref. 4329)

Set-Top-Box to be integrated with Flow Device MGR.

High picture and sound quality.
 Fast data processing.
 On demand functions.
 Programmable control.



FLOW IRD Extender (Ref. 1051)

REF.	MOD.	DESCRIPTION
4319	FLOW IN 4	Input module. Frontend.
4321	FLOW ENC+	Encoder.
4314	FLOW HUB	Platform control unit.
4311	FLOW SEC	Security Management Module.
4313	FLOW OUT	Output module. Backend.
4308	FLOW PSU	Platform power supply.
4312	FLOW BASE	Plataform chassis.
4316	FLOW COVER	Platform ventilation cover.
4320	FLOW RPSU REDUNDANT	Redundant power supply.
4329	FLOW STB AC3+	Set-Top-Box to be integrated with Flow Device MGR.
1051	FLOW IRD Extender	Extender.

Device Manager



Device Manager is the new Application integrated in Ikusi FLOW that offers centralised management of the contents and devices of the IPTV network, allowing:

Making different lists offering the possibility of sending groups of contents to devices individually or by groupings. Making it possible to control the content available on each of the televisions.

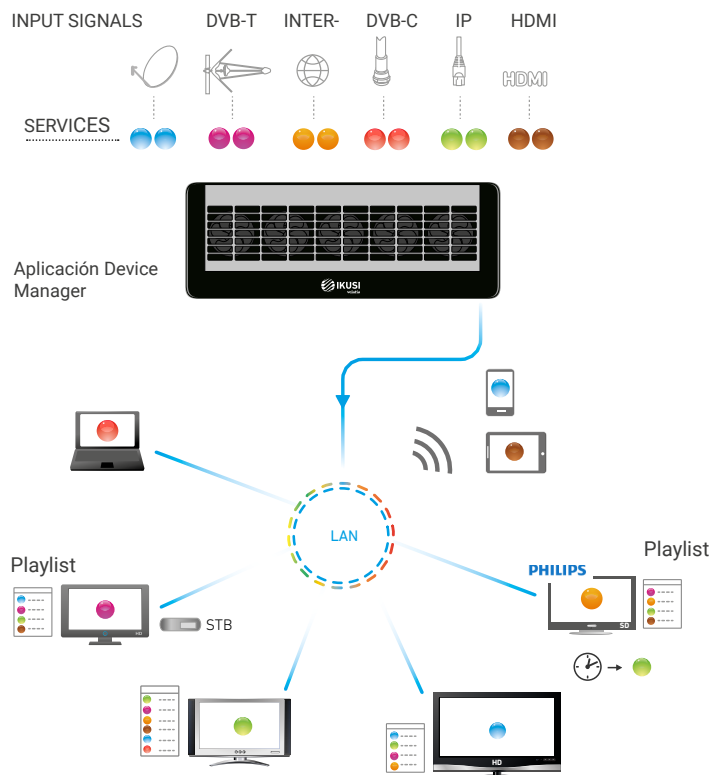
Individually select the content to be played on each viewing device (or multi-screen spaces) remotely, allowing management and control of what is played at each viewing point.

To be able to switch on, switch off and control the sound of the main TV manufacturers. As well as the list of available services, knowing their status and the content that is being played.

Ikusi Device Manager is compatible with the main brands of televisions:



EXAMPLE



HTI - Universal High Intensity Headend



HTI-424 3863
 Quad transmodulator with IPTV. Receives content from 4 DVB-T/T2, DVB-S/S2, DVB-C or IPTV transponders/multiplex, decrypts it and transmits it on 4 DVB-T or DVB-C output channels or on IPTV. 4 DVB-T or DVB-C output channels or IPTV. Dual Common Interface and Ethernet Connector. Single input+loop or 4 IP Multicast inputs, IP Unicast Multistream supported.



HTA-125 3868
 Power amplifier: Amplifies RF signals from HTI headends.



PSU-150 3865
 Switched mode power supply for powering the HTI head-end modules. HTI head-end modules.

Accessories



BACK-500 3866
 Support base for 5 HTI modules



SR-HTI 3867
 6U high 19" rack support



USB-300 4284
 USB-Ethernet adapter for remote control

REF.	MOD.	DESCRIPTION
3863	HTI-424	Quad transmodulator with IPTV.
3868	HTI-125	Power amplifier.
3865	PSU-150	Power supply.
3866	BACK-500	Support base for 5 HTI modules
3867	SR-HTI	6U high 19" rack support

HTI - Universal High Density Headend

HIGH DENSITY AND FLEXIBILITY
 Up to 32 universal DVB inputs per base
 Up to 32 RF outputs or 256 IPTV outputs per cradle

IPTV INPUT READY
 Up to 32 IPTV inputs per base

ADVANCED ROUTING MATRIX
 From any input to any output.
 Decryption in any CAM.
 No compromises

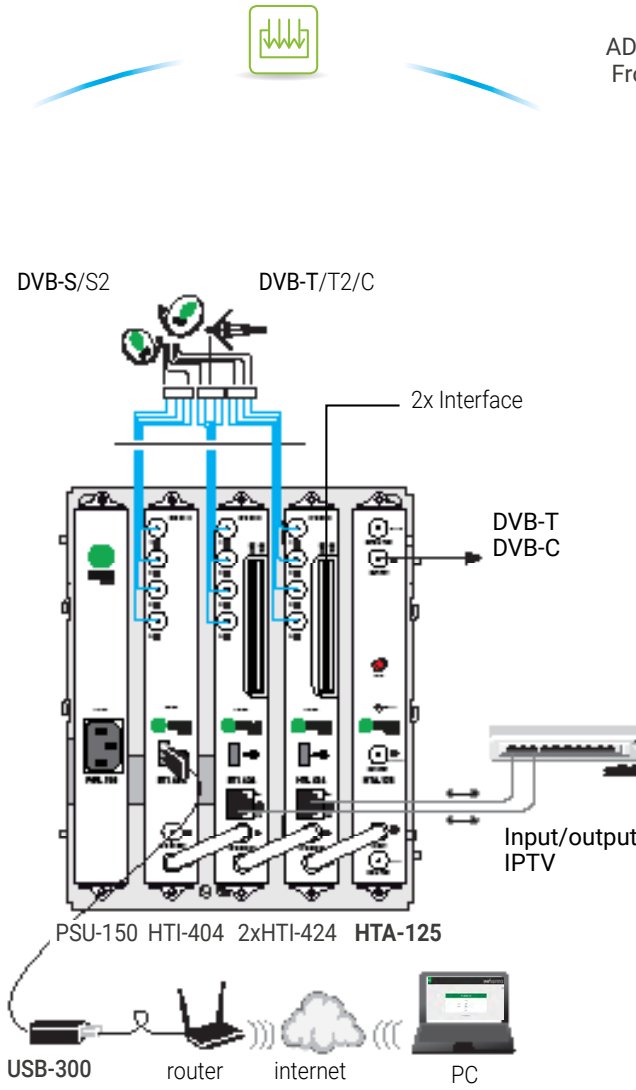
MULTISTREAM SUPPORTED+ of 200 additional TV channels

CHANNEL PRE-RESERVATION
 To avoid future re-tuning of TV sets.

AUDIO SPLITTING
 Generation of one TV channel per audio

INDEPENDENT OUTPUT CHANNELS
 Distributed anywhere on the band

INTERCONNECTED SUPPORT BASE
 REDUNDANT POWER SUPPLY
 Power supplied via the backplane, without bridges



TERRESTRIAL TV TO IP STREAMER

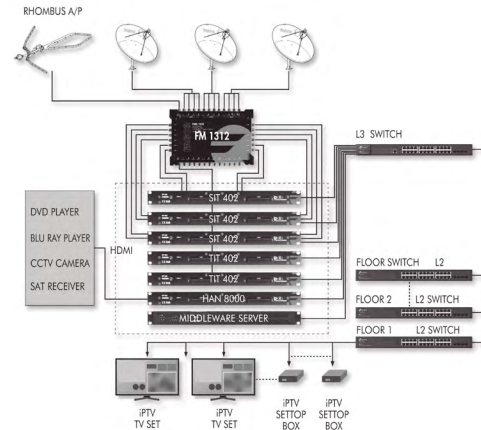
TIT Series



These transmodulators take services from digital Terrestrial TV channels and, after selecting the desired services, convert them for IPTV distribution into an Ethernet network. Common Interface models allow you to decode encrypted services using CAM modules and subscriber cards.



Example



FEATURES

- The metal case is ready for the 19" rack mounting and has the possibility of adding ventilation fans.
- Each module has two independent streaming outputs with a capacity of more than 12 services each one.
- The modules are programmable through its web server locally or in remote mode.
- PID filtering.
- Possibility of creating services mixing Audio PID's with Video PID's. For instance, two services with the same video but with audio in two different languages.

MODEL	TIT 402	TIT 422
Reference	08245	08246
INPUT		
Inputs	4 (2 +2)	
Standard	DVB-T (EN 300 744, EN 302 755)	
Frequency range	MHz	174 ÷ 862
Input level	dBµV	47 ÷ 90
FEC mode	LDPC+BCH/ Convolutional Coding+Reed Solomon	
Code rate	1/2,3/5, 2/3, 3/4,4/5, 5/6, 7/8	
Guard interval	1/4, 1/8, 1/16, 1/32; (19/128, 19/256, 1/128)	
FFT	2K, 8K / 1K, 2K, 4K, 8K, 16K, 32K	
DC pass	Switchable 12Vdc 100mA	
DVB-SI & TS PROCESSING		
Conditional access	NO	EN 50221
Table processing	PAT, PMT, SDT, PID filtering, Service creation and edition	
Output format	SPTS/MPTS	
OUTPUT		
Number	2 independents	
Number of services	32 (2x16)	
Physical interface	Ethernet 100-BaseT over RJ-45 (IEEE 802.3u)	
TCP/IP Streaming protocol	IP multicast (RTP or UDP)	
Signalling protocols	SAP	
CONTROL INTERFACE		
Number	2 independents	
Physical Standard	Ethernet 1000-BaseT over RJ-45	
Protocol	Web Server	

SAT TO IP STREAMER

SIT series



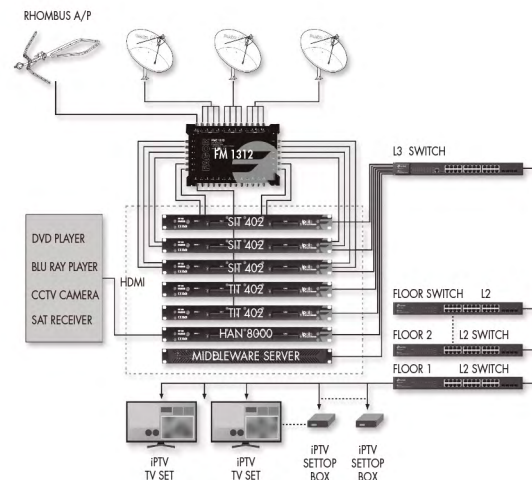
These devices take services from satellite transponders and after selecting them, transmit them in IP packages for their distribution in an Ethernet network. The Common Interface models allow to decrypt scrambled services using CAM's and cards with rights.



FEATURES

- The metal case is ready for the 19" rack mounting and has the possibility of adding ventilation fans.
- Each module has two independent streaming outputs with a capacity of more than 12 services each one.
- The modules are programmable through its web server locally or in remote mode.
- PID filtering.
- Possibility of creating services mixing Audio PID's with Video PID's. For instance, two services with the same video but with audio in two different languages.

Example



MODEL	SIT 402	SIT 422
Reference	08240	08241
INPUT		
Inputs	4 (2 + 2, Loop or independent)	
Modulation type	QPSK, 8-PSK	
Frequency range	MHz	950 ÷ 2150
Input level	dBµV	47 ÷ 86
Symbol Rate	MB	1 ÷ 62 / 1 ÷ 45
Code rate	1/2, 2/3, 3/5, 3/4, 4/5, 5/6, 7/8, 8/9, 9/10	
Roll-Off	0.15, 0.20, 0.25, 0.35	
LNB control	22 KHz 13/17 V or DiSEqC 1.0	
DVB-SI AND TS PROCESSING		
Conditional access	NO	EN 50221
Table processing	PAT, PMT, SDT, PID filtering, Service creation and edition	
Output format	SPTS/MPTS	
OUTPUT		
Number	2 independent	
Number of services	32 (2x16)	
Physical interface	Ethernet 100-BaseT over RJ-45 (IEEE 802.3u)	
TCP/IP Streaming protocol	IP multicast (RTP or UDP)	
Signalling protocols	SAP	
CONTROL INTERFACE		
Number	2 independent	
Physical Standard	Ethernet 100/1000-BaseT over RJ-45	
Protocol	Web Server	

HDMI TO IP STREAMER

HAN series

The HAN 8000 encoder modulates the content of 4 HDMI input (MPEG-4 AVC/H.264 HD) signals to a DVB-ASI or IP output.

APPLICATION

It is used to watch the content of several HD digital sources, such as satellite receivers, DVD or Blue-ray players, etc, on a TV equipped with a DTT receiver

FEATURES

- Multiplexer function for 4 HDMI inputs (MPEG-4 AVC/H.264 HD).
- Supports HDCP
- HD resolution up to 1920*1080_60p.
- MPEG-1 Layer 1, Layer 2 audio encoding.
- Programming via front panel (keyboard + LCD display) or PC (local or remote).
- Mountable in 19" rack.
- Includes:
 - 1 x BNC-F(m) cable for one COFDM output.
 - 1 x user's manual.
 - 1 x 230Vac cable.

Includes:

- 1 x BNC-F cable (m), for one of the COFDM outputs.1
- x User's manual.
- 1 x Power cable 230 Vac.



Supply voltage	V	90 ÷ 250
Consumption	W	25
Operating temperature range	°C	0 ÷ 45

MODEL		HAN 8000
Reference		08205
VIDEO ENCODING		H.264/AVC High Profile Level 4.0 (HD)
Input		HDMI x 4 + ASI
Resolution		1920*1080_60p, 1920*1080_50p; 1920*1080_60i, 1920*1080_50i; 1280*720_60p, 1280*720_50p
AUDIO ENCODING		MPEG1 Layer II
Sample rate	KHz	34/44,1/48
Bit rate	Kbps	128, 160, 192, 224, 256, 320, 384
ASI OUTPUT		DVB-ASI
Connector type		2 x BNC, 75 Ohm
IP OUTPUT		IP/UDP (TS over IP); MOTPS/SPTS/Unicast/Multicast
Connector Type		RJ-45
Output bit rate	Mbps	80 (4:2:0)
Programming		Keyboard + LCD / NMS (Ethernet RJ-45)
Packing dimensions	mm	580 x 580 x 135
Weight	Kg	6.2

ENCODER

ENC-108

Encoder with 8 HDMI inputs to IP. With the ENC-108 you will be able to distribute IP signals from your receivers, cameras, video players, PCs, etc.

APPLICATION

- It is a solution for distributing signals from DTT receivers, cameras, DVDs, Blue Ray players, etc...

CHARACTERISTICS

- 1Video encoding in H.264 and audio encoding in MPEG-1 Layer II or AAC.
- Supports all major resolutions from 480i to 1080p60
- Offers 8 IP output addresses in SPTS (unicast or multicast)
- Easy configuration with built-in web user interface
- Desktop or 19" Rack installation



MODEL	ENC-108
Reference	4325
HDMI INPUT	
Input Connector	HDMI X 8
VIDEO	
Encoding	H.264
Input Resolution	See resolutions table
Bit rate	20~19000Kbps
AUDIO	
Coding	MPEG 1 Layer II, AAC
Sampling rate	32 / 44.1 / 48 KHz
Bit rate	384 Kbps
IP OUTPUT	
Output Connector	1 port of 100/1000 Mbps
Transport Protocol	UDP, RTP
Output transport stream	SPTS
Transmission Mode	UniCast or MultiCast
GENERAL	
Power Consumption	< 7W
Rack space	1U
Dimensions	318 x 260 x 44 mm
Net Weight	3,058Kg
Language	Spanish /English

SET-TOP-BOX for IPTV HD

ICONN

Device enabling reception of digital interactive TV, IPTV and digital signage media



Supply voltage	V	90 ÷ 250
Consumption	W	25
Operating temperature range	°C	0 ÷ 45

MODEL	iconn 200
Reference	10001
Processor	Amlogic S912 octa core ARM-A53 CPU up to 2GHz (DVFS)
GPU	ARM Mali-T820MP3 GPU up to 750MHz (DVFS)
Internal flash storage	16GB eMMC
RAM memory	2GB DDR3
RJ45 connector	1000M Ethernet
Wi-Fi	Support 802.11 a/b/g/n/ac Dual Band AC Wi-Fi
Wifi antenna connector	SMA connector + external 3dBi antenna included
USB	3 High Speed 2.0
Video output	1 x HDMI 2.0 up to 4K 1 x RCA
Video decoder	H.264 AVC HP@L5.1 up to 4Kx2K@30fps H.264 MVC up to 1080p@30fps MPEG-4 ASP@L5 up to 1080p@30fps WMV/VC-1 SP/MP/AP up to 1080p@30fps AVS-P16(AVS+) /AVS-P2 JiZhun Profile up to 1080p@30fps MPEG-2 MP/HL up to 1080p@30fps MPEG-1 MP/HL up to 1080p@30fps RealVideo 8/9/10 up to 1080P WebM up to VGA MJPEG up to 1080p@30fps
Protocols	IPTV Multicast (IGMP v2/v3) Video over UDP, RTP and HTTP HTML5 audio and video tags HLS (HTTP Live Streaming) MPEG DASH Video Streaming
Operating system	Android 7.1 Nougat
Operating temperature	0°C-40°C
Feeding	5 VDC
Consumption	< 2 A
Network adapter	100-240 VAC 50/60 Hz – 5VDC 2A
External dimensions	166x112x26 mm
Gross Weight	328gr

BYOE – Bring Your Own Entertainment

Guarantee your guests the best streaming connection so they can stream their own content simply and securely.

CAST CONNECT



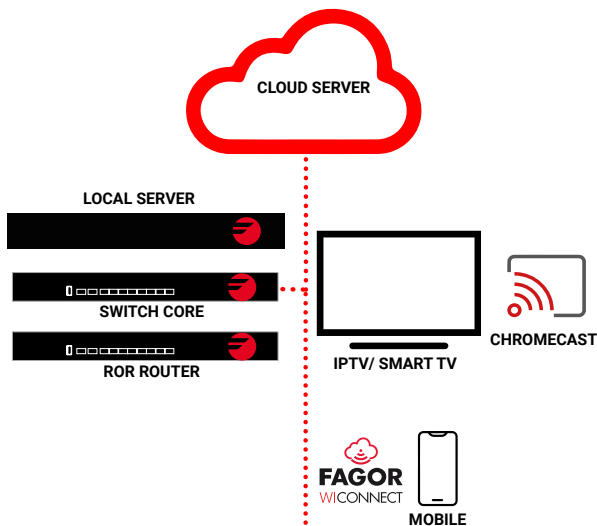
Cast Connect: Streaming services



Discover Cast Connect, the ultimate solution to enjoy streaming like at home, directly on your hotel room screen!

Our advanced professional casting system, Cast Connect from Fagor, is designed specifically for hotel environments, where guest privacy is a top priority. With this service, favorite series, movies, music, news and sports can be easily shared from a personal device to the in-room TV.

Integration into the hotel's existing WiFi network makes it easy to connect the mobile device to the TV via a simple QR code scan.



REF.	MOD.	DESCRIPTION
8477	Cast Connect 60	Cast Connect Server up to 60 rooms
8441	Cast Connect 300	Cast Connect Server up to 300 rooms
8478	Cast Connect 2000	Cast Connect Server up to 2000 rooms
8476	Chromecast v4 + config + castlock	Chromecast v4 HD. Includes factory device configuration and castlock.
10033	Chromecast v4 UHD 4K + config + castlock	Chromecast v4 UHD 4K. Includes factory device configuration and castlock.
8490	Cast Connect Server 19" bracket	Support bracket for installation of the Cast Connect 300/2000 server.
10511	ROR 301 R	Router
8456	Cast Connect Protect 1 year	Includes licence, updates and NBD line 2&3 FMS support.



STREAMING SOLUTION

Cast Connect: Streaming Services



- One-step authentication via QR code.
- Based on Google Chromecast (*).
- Compatible with IOS and Android.
- Carousel of background images.
- Secure guest authentication.
- Isolation of communications between rooms.
- Web interface for management (**).
- Hotel brand customisation.
- Multiple language support.
- Casting device monitoring (**).
- Analysis of the use of Casting services.
- Anti-theft cable option. Single HDMI input requirement for hotel TVs.
- Integration with PMS for Chromecast sessions. Restart after checkout or guest language customisation.(**)
- Possibility to include video of the establishment.

(*). Chromecast is a trademark of Google LLC

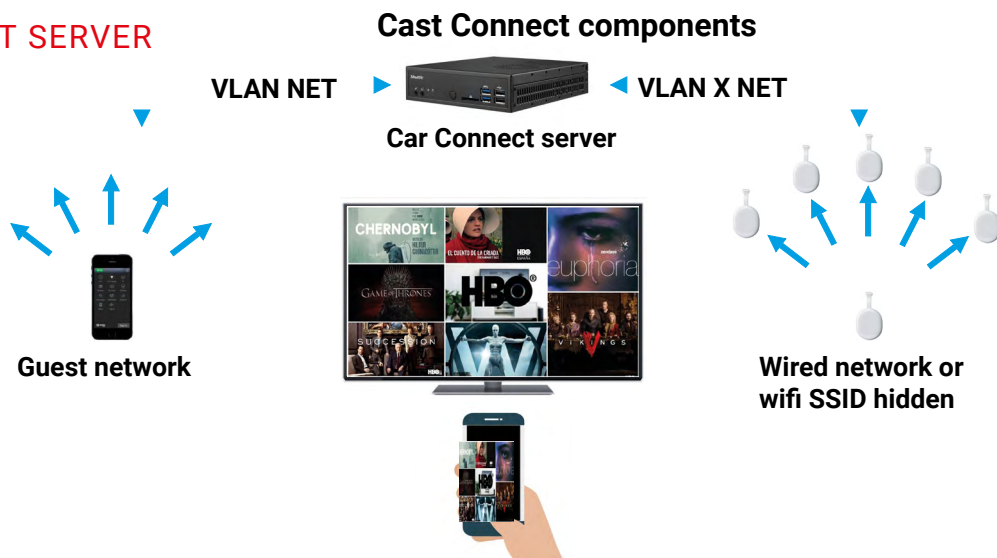
(**). Coming soon

The two main components of the solution are:

- **Cast Connect Server.**
- **Casting Device: Chromecast dongle**

CAST CONNECT SERVER

REF. 8477
REF. 8441
REF. 8478



CHROMECAST WITH GOOGLE TV

HD series

Streaming entertainment, on your TV

- Voice Search
- Watch movies, series and Netflix in 4K with HDR



MODEL	Chromecast Serie 4K UHD	Chromecast Serie HD
CPU	AmlogicS905D3 (1.9GHz quad-core ARM Cortex-A55 and Mali-G31 MP2 GPU)	Amlogic S805X2 (quad-core ARM Cortex-A35)
Memory	2GB DDR3L	1.5GB DDR3L
Capacity	8GB	
Display	Up to 4K UHD a 60 fps	Up to 1080p HDR a 60 fps
Conectivity	Wi-Fi 5 (5GHz)	
	Wi-Fi 4 (2.4GHz)	
	Bluetooth 4.2	
	Ethernet (via adapter)	
Operating system	Android TV	
Streaming support	all services	
Power	USB-C (requires power adaptor)	
Dimensions	16.2x.61 x1.25cm	



Connectivity and networking

Offer your users easy and secure connectivity that works as they expect and demand.

WIFI - WICONNECT

GPON

IP- ETHERNET

WIFI SERVICE
WiConnect



HIGH CONNECTIVITY AND SECURE COVERAGE

Fagor presents a set of solutions designed to achieve efficient, secure and responsible Internet access in a high capacity multiservice network infrastructure, using coaxial cable, Ethernet cable and fibre optics.

Through the device, the guest accesses the wifi network via the WICONNECT connection, without contacting the reception desk.

Professional management of guest wifi access, including:

Customisable captive portal, disclaimer with terms of service use.

Definition of different profiles and allocations of bandwidth, user/password, RRSS, email...



REF.	MOD.	DESCRIPTION
SOFTWARE		
10210	CSU 001	Cloud Connect Server
10350	FMO-050	WiConnect (hotspot)
HARDWARE		
10511	ROR 301 -UI	ROUTER

CONNECTIVITY

GPON TECHNOLOGY

GPON (Gigabit Passive Optical Network) is a telecommunications access technology that uses fibre optic cabling to reach the end user.

What is Gpon?

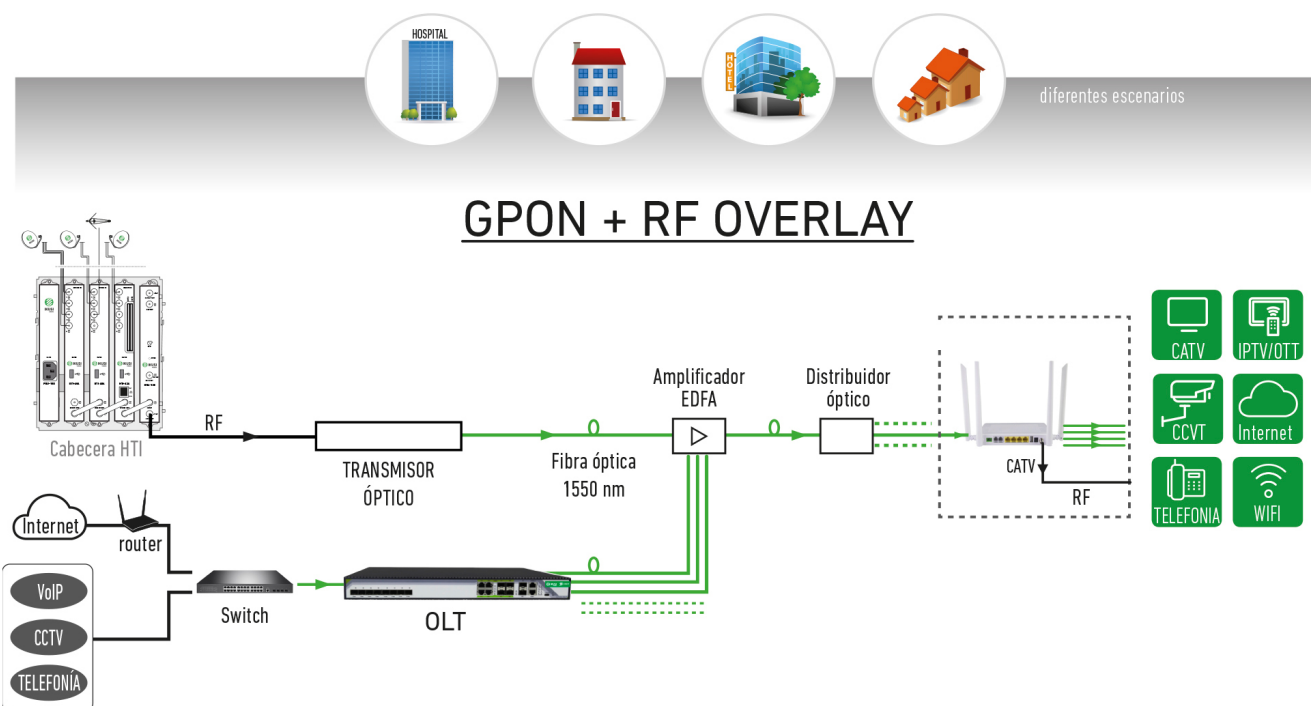
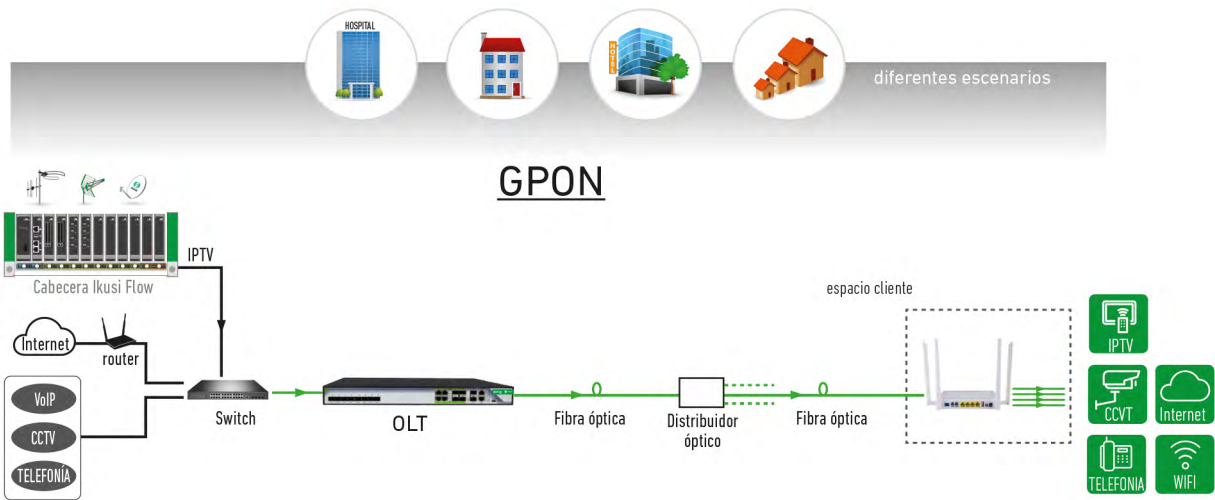
- This access technology uses an OLT (Optical Line Termination) from which the optical fibres are routed to the ONTs (Optical Network Termination), end-user equipment that converts the optical signals coming through the fibre into electrical signals. The OLT is the element in charge of traffic propagation, bandwidth allocation... among other functions and the ONT is the equipment in charge of delivering the services to the end user.
- Thanks to this access technology we can reach the end user FTTx (Fiber To The x). Depending on who the end user is, there will be a different topology: FTTR (Fiber To The Room), FTTO (Fiber To The Office)...

What does it allow you to do?

1. It allows you to carry multiple IP services over the fibre; VoIP, IPTV, internet...
2. High data transmission capacity, 2.5 Gbps downstream and 1.25 Gbps upstream.
3. Enables better bandwidth management based on DBA.
4. Enables long distances to be reached
5. Scalable
6. Ideal scenario for Hospitality environments such as Hoteles, Residences, Hospitals etc.

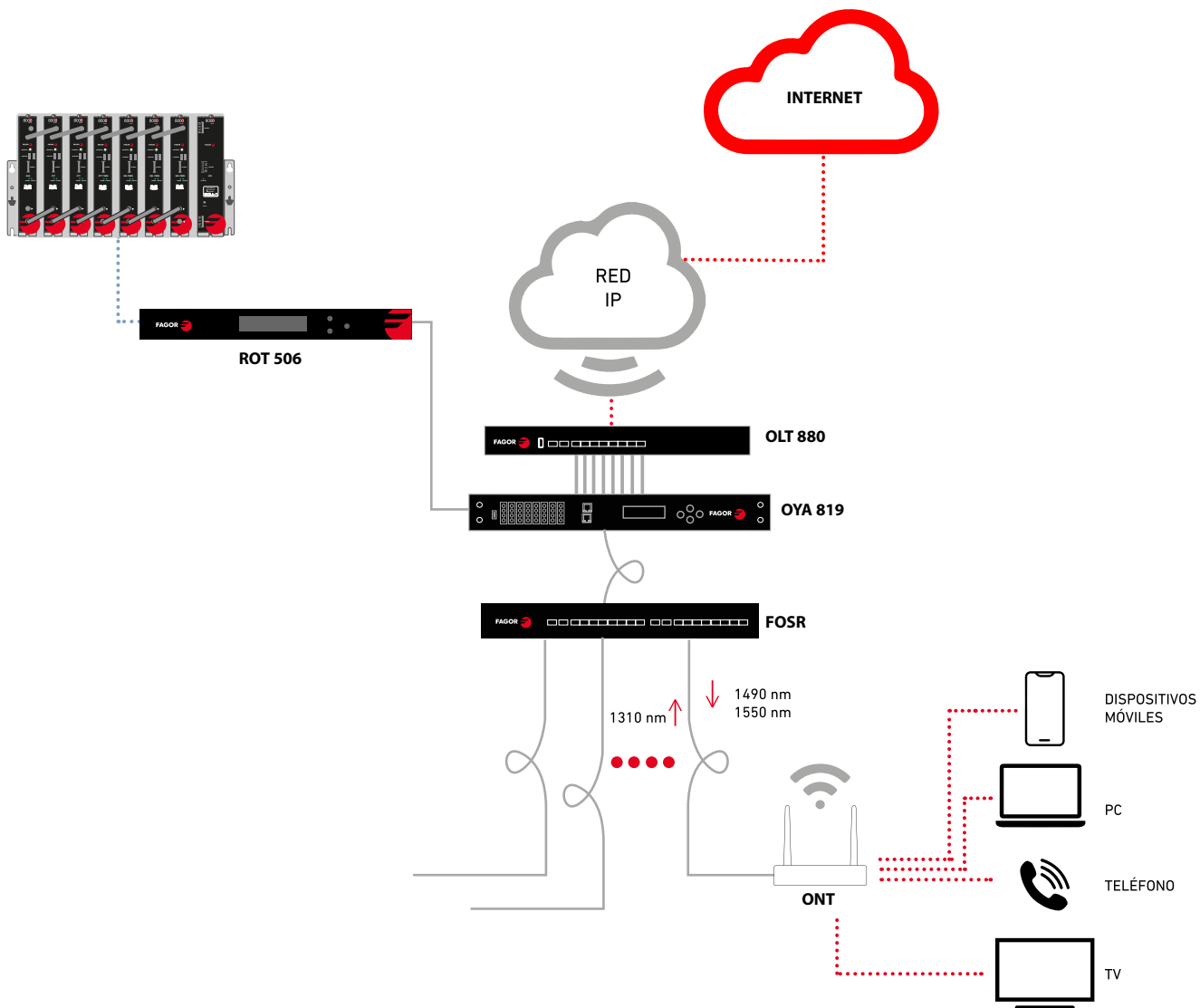
CONNECTIVITY GPON TECHNOLOGY

- IKUSI's GPON OLTs are specially adapted to their application in hospitality: hotels, hospitals, singular buildings, They are fully compatible with the ITU-T G.984X standard, resulting in an open platform, ready for all types of IP services: Data, VoIP, IPTV,..., or digital TV multiplexing with IKUSI's RF overlay equipment.
- Mechanically it is 1U high, and can be mounted in a 19" rack.
- Redundant power supply.
- Downlink: 8 GPON ports to be used with SFP C+ (SFP-125 ADAT. SFP GPON OLT C+: cod. 8325) or SFP B+ adapter. They are capable of supporting up to $8 \times 128 = 1024$ (OLT-008) ONUs, with a maximum optical split ratio of 1:128. Each GPON port, has a bitrate of 2.488 Gbps upstream and 1.244 Gbps downstream.
- Uplink: 4GE + 4GE (SFP) + 2 X 10GE (SFP+).



TYPICAL SCHEME

GPON + RF Overlay




OLT/GPON

OLT 008

The OLT (Optical Line Terminal) is a device that integrates layer 2/3 functions, and controls both directions of communication (downlink and uplink), with 20 km being the maximum distance allowed for the transmission of information.

It can transmit multiple IP services: IPTV, Internet, telephony, CCTV... among others. It also facilitates the management of the optical network.



GENERAL FEATURES

- 1U - 19 inch
- Redundant Power Supply - Power Consumption < 70 watt
- Power supply
- DC -36V ~ -72V
- AC 90V ~ 240V 47/63Hz
- Dimensions 440 x 391 x 44 mm (L x W x H)
- Weight 4 kg
- Operating temperature 0°C to 50°C
- Ambient humidity 5% to 90% (non-condensing)

GPON FEATURES

- ITU-T G.984.x and ITU-T G.988 compliant - 20 km transmission distance
- Transmission distance of 20 km - Up to 128 ONTs per PON port
- Up to 128 ONTs per PON port - SC/UPC connectors - Supports Class B+ - Sensitivity -28 dBm
- SC/UPC connectors
- Supports Class B+ - Sensitivity -28 dBm - Saturation -8 dBm
- Supports Class c+ - Sensitivity -30 dBm - Saturation -12 dBm

Ethernet Features

- Auto-negotiation
- Full/half duplex mode
- 4 x 10/100/1000 Mbps RJ45 ports

FEATURES

Network Management

- CLI, Web, Telnet, SSH, SNMP, and EMS

GPON

- Supports dynamic bandwidth allocation
- AES encryption
- Flow control
- Auto discovery

MODEL	OLT-008
Reference	8302
Downlink PON	8
Uplink Ethernet 10/100/1000 Mbps	4
SFP	4
SFP+	2
Management	1
Console 1	1
USB	1

- Supports multiple authentication systems
- ONT management

Layer 2:

- Supports 4094 VLANs
- VLAN tag/untag
- Trunk/access/hybrid port
- Supports "VLAN translating" and "VLAN stacking: QinQ".
- Port isolation
- Port mirroring
- Spanning-tree
- RSTP
- Access Control List
- QoS
- Port, VID, TOS and MAC address level management

- Flow control
- Multicast
- IGMP snooping/proxy
- Multicast group support

Layer 3: - DHCP-relay and DHCP-snooping

- DHCP-relay and DHCP-snooping
- Supports "vlanif
- Support link-aggregation


OPTICAL LINE TERMINATION FOR GPON NETWORKS

OLT series

Headend equipment for GPON networks. Intuitive Web-based configuration without the need for external systems. 8 GPON downlink ports.

FEATURES

- 6 GE SFP ports. 2 10GE SFP+ ports. 8 GE RJ45 uplink ports.
- ITU-T G.984.x and G.988 compliant.
- Remote management via SNMP/WEB/EMS.
- Speed per PON port: downstream 2.5Gbps. upstream 1.25 Gbps.
- Supports ONT auto-discovery and remote software upgrade via OMCI.
- Dual hot-swappable power supply.
- 1U 19" rack.



MODEL	OLT 880	
Reference	10421	
INPUT		
Uplink Interfaces	2 puertos 10GE (SFP+) 6 puertos 1GE SFP 8 puertos 1GE RJ45	
Management Interfaces	1 RJ45 FE AUX 1RJ45 consola	
CATV input power	dBm	-5 a 10
OUTPUT		
No. of GPON ports	8 puertos SFP	
No. of splitting per port	1:128	
Downstream bitrate per PON	Gbps	2,488
Upstream bitrate per PON	Gbps	1,244
GPON standard	ITU-T G.984.X/G-988	
Transmission distance	km	20
Wavelengths	nm	TX 1490 / RX 1310
SFP connectors	SC/UPC	
Fiber type	9/125um SM	
No. of VLANs	4096	
VLAN management	port VLAN, tag/untag, transparent transmission, VLAN translation, QinQ	
Multicast	256 grupos IP, IGMP snooping	
DHCP	server, relay, snooping	
QoS	por puerto, VID, TOS y MAC	
Management interface	Web/Telnet/CLI/EMS	
Management port	Ethernet RJ45	
Status LED	IN/OUT/POWER	
Mounting	19" rack 1U	
Power supply (redundant)	Vac	100 ÷ 240, 50-60Hz
Consumption	W	45
Operating temperature	°C	0 ÷ 50
Storage temperature	°C	-40 ÷ 85
Storage humidity	%	5 ÷ 90
Dimensions	mm	422 × 200 × 44

ONT

ONT 524

High performance to guarantee an excellent experience with video services, VoIP, Internet... It integrates wireless functions to provide users with greater efficiency and security in data transmission, in addition to having a wide range of coverage and penetration.

GENERAL CHARACTERISTICS


- Power consumption < 13w
- Power supply DC 12V/1'5A - Power supply DC 12V/1'5A
- Dimensions 240 x 240 x 24 mm (L x W x H x D)
- Weight 317 g
- Operating temperature 0-40°C
- Ambient humidity 10% to 90% (non-condensing)

GPON features

- Compliant with ITU-T standard G.984.1/2/3/4
- Gemport encapsulation
- SC/APC connector
- Class B+
- Sensitivity -28 dBm
- Saturation -8 dBm
- FEC
- Supports AES encryption
- Supports dynamic bandwidth allocation
- Supports auto-discovery Layer 2 and 3 functions
- VLAN tag/untag support
- DHCP client and server
- PPPoE client
- Static IP support
- Port binding support
- Multicast snooping/proxy support

Telephony features

- SIP/H248
- Codec compatible G711U/G711A/G729/G722
- Supported Fax Codec T38/G.711
- 2 RJ11 ports
- Jitter buffer
- Echo cancellation
- Call waiting and caller ID
- Ring balance



MODEL	ONT-524
Reference	8302
Ethernet ports	4
POT ports	2
CATV ports	x
WiFi	sí
USB	sí

WiFi Features

- IEEE802.11b/g/n/ac Standard
- Frequency range: 2'4 GHz and 5 GHz
- 2x2 MIMO
- 4 external 5 dBi antennas
- Multiple SSIDs
- WEP/WAP/WAP2 protection
- IEEE802.1x standard USB features
- 2.0 interface Network management
- Web
- Telnet
- TR069
- OMCI
- Missing ONT Alarm (Dying Gasp)
- Loop Detection Alarm
- Incident Alarm (Rogue)

OPTICAL NETWORK UNIT FOR GPON NETWORKS

ONT 825 PoE

GPON optical network terminal

FEATURES

- 8 10/100/1000BASE-T Ethernet ports with 48 V PoE.
- 1- and 2-band Wi-Fi with transfer rates from 300 to 1200 Mbps
- ITU-T G.984.x standard compliant
- Compatible with Triple play services: Internet, VoIP and IPTV
- Maximum speed: downstream 2.5Gbps, upstream 1.25 Gbps
- Management via OMCI, Web, SSH, TR069.



MODEL	ONT 825 PoE
Reference	10435
GPON standard	ITU-T G.984.X (G.984.5 WBF)
Class	B+
Wavelengths nm	Downlink 1490 / Uplink 1310
SFP connectors	SC/UPC
Authentication	SN or password according to G.984.3
Other	Flexible mapping between GEM port and TCONT
Ethernet ports	8GE RJ45 RJ45 POE (Max 30W/port) IEEE802.3at/af
Router functionality	Bridging & Switching (802.1d / 802.1q). 8 traffic priorities (802.1p). VLAN filtering. IGMP multicast for IPTV

WIFI SPECIFICATION

Standard	IEEE 802.11 b/g/n/ac
(2.4/5G) 2X2 MIMO	300Mbps (2.4G), 867Mbps (5G)
Bandwidth	300Mbps (2.4G), 867Mbps (5G)
Antenna	4x2dBi
Other	4+4 SSID
Management interface	Web/OMCI/TR069
Status LEDs	POWER/PON/LOS/WLAN
Assembly	Wall-mounted and table-top (weatherproof enclosure optional)
Power supply (redundant) V	48Vdc, 2.5A
Consumption W	<120W
Operating temperature °C	-30 ÷ 55
Storage temperature °C	-30 ÷ 60
Storage humidity %	10 ÷ 90
Dimensions mm	196 x 160 x 32
Weight Kg	0,32

OPTICAL NETWORK UNIT FOR GPON NETWORKS

ONT 115, 412 C & 425

GPON optical network terminal.

FEATURES

- Several 10/100/1000BASE-T Ethernet ports.
- 1- and 2-band Wi-Fi with transfer rates from 300 to 1200 Mbps.
- POTS port for telephony.
- Compatible with ITU-T G.984.x standard.
- Compatible with Triple play services: Internet, VoIP and IPTV.
- Maximum speed: downstream 2.5Gbps, upstream 1.25 Gbps.
- Management via OMCI, Web, SSH, TR069.



MODEL	ONT 115	ONT 412 C	ONT 425
Reference	10433	10431	10434
GPON Standard	ITU-T G.984.X (G.984.5 WBF)		
Class	B+		
Wavelengths	Downlink 1490 / Uplink 1310		
SFP Connectors	SC/UPC	SC/APC	SC/UPC
Authentication	SN o contraseña según G.984.3		
Other	Mapeo flexible entre GEM port y TCONT		
Ethernet ports	4GE RJ45		
Router functionality	Bridging & Switching (802.1d / 802.1q) 8 prioridades de tráfico (802.1p). Filtrado de VLANs. IGMP multicast para IPTV		

CATV			
Bandwidth	---	47-1000MHz	---
Impedance	---	75	---

TELEPHONY POTS			
82dBµV con CAG (+2~ -10dBm)			
REN			
Connectors	2 RJ11	1 RJ11	
Ring tones	DTMF		
Protocols	G.711A/µ, G.729a/b, and G.722, T.30/T.38/G.711 fax mode, SIP		

WIFI SPECIFICATION			
Standard	IEEE 802.11 /b/g/n (2.4) 2x2 MIMO	IEEE 802.11 b/g/n/ac (2.4/5G) 2x2 MIMO	IEEE 802.11 a/b/g/n/ac/ax (2.4/5G/WIFI6) MU-MIMO
Bandwidth	300Mbps	300Mbps (2.4G), 867Mbps (5G)	300Mbps (2.4G), 867Mbps (5G), 574+1201Mbps (WIFI6)
Antenna	2x5dBi	4x5dBi	4x5dBi
Others	4 SSID	4-4 SSID	4+4 SSID
Management interface	Web/OMCI/TR069		
Status LED	POWER/PON/LOS/LAN/TEL/USB/WLAN/WPS		
Mounting	Pared y sobremesa		
Power supply (redundant)	V	12Vdc, 1.5A (adaptador AC incluido)	
Consumption	W	<10	<12
Operating temperature	°C	0 ÷ 50	
Storage temperature	°C	-30 ÷ 70	
Storage humidity	%	5 ÷ 95	
Dimensions	mm	205 x 140 x 37	173 x 120 x 30
Weight	Kg	0,34	0,42

OPTICAL TRANSMITTER

ROT series

1550 nm optical transmitter for use in FTTH. FTTx PON. Triple-play and RF Overlay.

APPLICATION

- Conversion of RF signals into amplitude-modulated optical signals for CATV HFC networks.

FEATURES

- Equipped with DFB laser. for very good linearity and high optical output power.
- Advanced multi-frequency RF predistortion technology ensures perfect CTB and CSO performance at high standard CNR value.
- Automatic gain control (AGC) enables stable output at different RF input levels.
- Different networks can be optimized by OMI adjustment.
- Automatic temperature control, which ensures a long service life of the device.



- Built-in dual backup power supply.
- Configuration of system parameters controlled by the front panel keypad or by the user-friendly web interface.
- A standard RJ45 interface is provided. which supports SNMP and WEB remote network management.

MODEL	ROT 506	
Reference	10400	
OPTICAL PARAMETERS		
Output power	dBm	6
Output wavelength	nm	1550
Laser linewidth		0,65
SMSR	dB	≥45
XP	dB	≥20
RIN	dB/Hz	≤-160
Optical return loss	dB	≥50
Fiber connector		SC/APC
RF PARAMETER		
Frequency Range	MHz	47-862
Input level	dBμV	70...100
Flatness	dB	±0,75
CNR	dB	≥51
CTB	dB	≥65
CSO	dB	≥60
Return loss	dB	≥16
Input impedance	Ω	75
RF connector		F-hembra
OTHER PARAMETERS		
Network management interface		SNMP y WEB
Power supply	V	90 ÷ 265
Power consumption	W	≤30
Operating temperature	°C	-5 ÷ 55
Storage temperature	°C	-40 ÷ 85
Operating relative humidity	%	5 ÷ 95
Dimension	mm	370 × 483 × 44

OPTICAL WDM AMPLIFIER

OYA series

Optical amplifier in rack format, compatible with EPON/GPON systems.

APPLICATION

- Suitable for fiber optic signal distribution.

FEATURES

- 8 WDM (RF Overlay+GPON) output ports.
- Output power 8*19dBm.
- Adjustable output power from -3 to 0 dB.
- Wide input range from -5 to 10 dBm.
- Very low noise figure.
- Input/output/status/power status indicator LEDs.
- Laser Bias input level and current monitoring and alarms.
- Dual hot-swappable power supply.
- Control and monitoring via WEB/SNMP.
- 1U 19" rack.



MODEL		OYA 819
Part number		10412
No. of ports OLT		8
INPUT		
CATV Wavelength	nm	1540-1560
OLT Wavelength	nm	1310/1490
CATV input power	dBm	-5 a 10
OUTPUT		
Output power	dBm	8*19
Output power regulation	dB	-3 a 0
Power stability per port	dB	0,1
Noise figure (@6dBm Input)	dB	4 (max. 5,8)
INPUT-OUTPUT		
Return loss	dB	55
IN-OUT isolation	dB	30
OLT optical connectors		SC/UPC
CATV+OUT optical connectors		SC/APC
OTHER PARAMETERS		
Management interface		SNMP/WEB
Management port		Ethernet RJ45
Display and buttons		LCD/4
Status LED		IN/OUT/POWER
Mounting		19" rack 1U
Power supply (redundant)	V	90 ÷ 265
Consumption	W	≤50
Operating temperature	°C	-5 ÷ 50
Storage temperature	°C	-20 ÷ 85
Storage humidity	%	5 ÷ 95
Dimension	mm	483 × 422 × 44
Weight	Kg	11,5

SWITCH ETHERNET 26 PORTS

ECS 226

Intelligent switch with 24 Fast Ethernet ports plus 2 Gigabit Ethernet (GbE) uplinks.

APPLICATION

Suitable for IPTV signal distribution.



FEATURES

- Web-based user interface
- Download and copy configuration between switches
- Multicast IGMP Querier, snooping
- Reset button

MODEL		ECS 226
Reference		10501
Interfaces		"24xGbE+ 2xGbE/SFP Combo Uplink"
Capacity Switching	Gpbs	52
Baud rate	Mpps	38,69
MAC Addresses		8192
Concurrent VLANs		256
Power Supply	V~,Hz	100-240, 50-60
	W	18
Operating temperature	°C	0-50
Dimensions	mm	440x201x44
Weight	Kg	2.81

Switch 24 GE + 4 x 10G SFP+ L2/L3 POE

SWI024G

The SWI024G is an L2/L3 manageable switch equipped with 24 Gigabit RJ45 ports and 4 10G SFP+ slots.

All RJ45 ports support the 802.3 af/at (PoE+) standard and provide a total PoE power of 380W.

Multiple L3 compatible management functions are available.

The SWI024G is capable of delivering high performance even in the most demanding installations, while in smaller networks it can act as a backbone for Gigabit switches and high-speed servers. 4 SFP+ slots provide greater network flexibility.

The SWI024G is designed exclusively for the networking needs of growing installations, with a comprehensive set of management and security features.

APPLICATION

This product is suitable for small and medium-sized installations and offers ideal solutions for a wide variety of network scenarios.

CHARACTERISTICS

- 4 SFP+ 10 Gbps slots
- 24 RJ45 10/100/1000Mbps ports. POE 802.3 af/at-
- Management and administration via WEB, CLI, TELNET, SNMP
- Supports IEEE 802.1Q VLAN, QoS, ACL, SSL
- Supports Spanning Tree, Multicast IPV6, SNMP
- Supports 802.1X certification-
- Supports ERPS ring network
- Supports RSTP/MSTP spanning tree
- Supports RSTP/MSTP.
- Support Port Security, Port Monitoring and Port Isolation
- Support AI smart POE, auto detect PD devices, support PoE Watchdog
- Support Quaternary binding, ARP/IP/DoS protection -




Mechanical Rack 19" 1U

- Support IEEE 802.3i, 802.3u, 802.3ab, 802.3z, 802.3x, 802.3az, 802.3at, 802.3af.- 24 802.3 af/at compliant POE ports, per port up to 30W, and 380W total PoE power.
- Features self-learning and self-aging of MAC addresses.
- Operates in store and forward mode
- LED indicators for power, link/activity monitoring
- Supports QoS, port mirroring and link aggregation protocol
- Designed in a 19-inch metal enclosure, with internal power supply. Suitable for rackmount installation.

CONNECTIVITY
GPON SERVICES



WIFI, VoIP, Hotspot,
CYBERSECURITY, CCTV



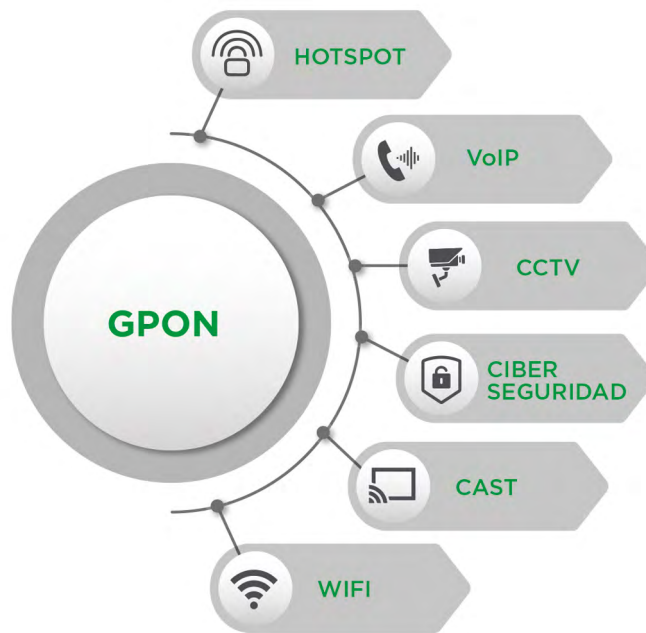
Room WIFI, IPTV, VoIP,



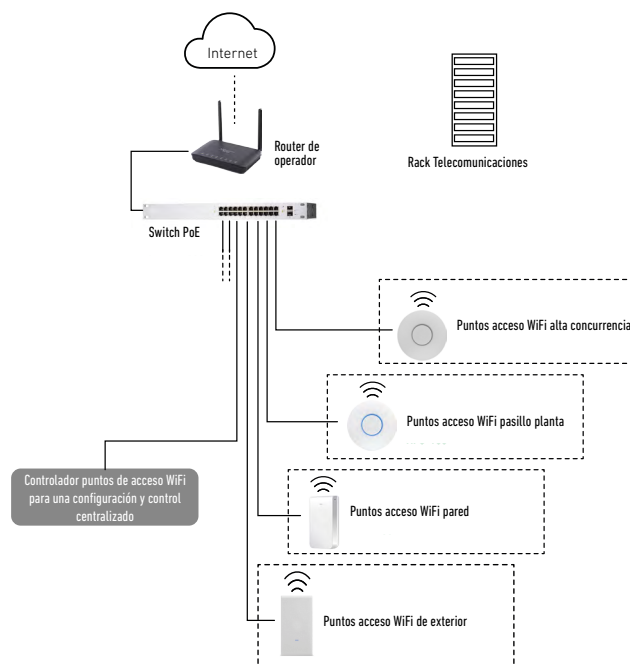
Common indoor areas
WIFI, CCTV,...



Common outdoor areas
WIFI, CCTV,...



WIFI/GPON



Other solutions

Seamless Experiences, Advanced Technology: Redefining Business Management and User Experience

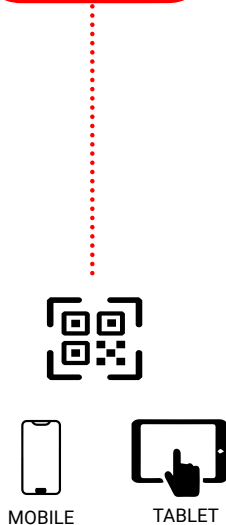
DYNAMIC QR
SMART QUEUE MANAGEMENT



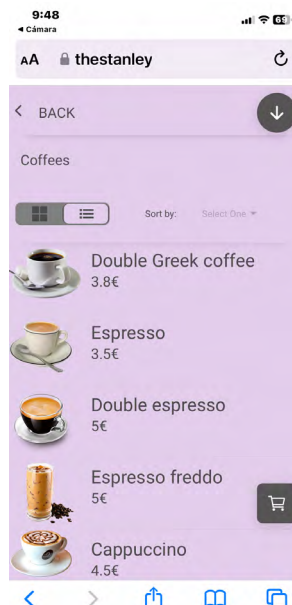
ADDONS SERVICES
Dynamic QR



At any point you have chosen to place QR codes, a visitor can simply, with their mobile camera, 'read' where the queue is progressing and receive a notification when their number comes up for service, bar orders, promotions, etc...



REF.	MOD.	DESCRIPTION
SOFTWARE		
10210	CSU 001	Cloud Connect Server
10310	FMO-020	QR dynamic code



ADDONS SERVICES

Intelligent queue management

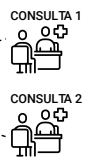
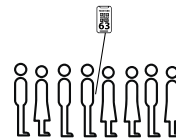
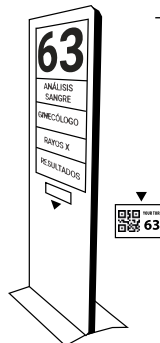
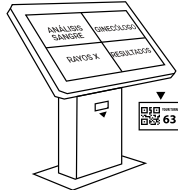
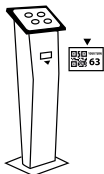

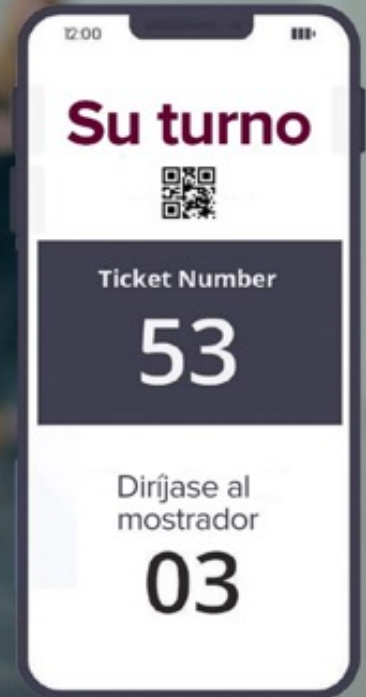


INTELLIGENT QUEUE MANAGEMENT

The user scans the code to avoid queuing, which has several advantages

- Controlled access
- Visual notification by traffic light
- Contactless or printed banknotes
- Constant updating throughout the area
- Multiple use of monitors/totems for informational or advertising purposes

Compatible with any TV, without the need to change the existing equipment. Possibility of special installations for kiosks, stands, videowalls...



REF.	MOD.	DESCRIPTION
SOFTWARE		
10210	CSU 001	Cloud Connect Server (in the cloud)
10321	FMO-31	Intelligent queue management
10322	FMO-32	Additional queue
10323	FMO-33	Additional user
HARDWARE		
10002	ICONN 200S	Set-top-box Connet for digital signage

Customer success

Your satisfaction, our mission: support and professional services tailored to your needs.



Customer Success

Support

At Fagor Multimedia Solutions, we pride ourselves on providing exceptional support services that ensure customer satisfaction with every interaction. We collaborate closely with our customers and integrator partners to optimize the value chain and provide efficient and customized solutions.

We highly value the collaboration with our certified partners through our Partner Program, who play a crucial role in delivering high-quality support and customer satisfaction.

To ensure the best support service across all lines (1, 2 and 3), we work closely with our integration channel, certified partners and Fagor Multimedia Solutions' R&D and technical support team. We are committed to providing exceptional support to cover all your needs, backed up by service level agreements that guarantee

fast and effective responses to any eventuality. Our goal is to ensure that your support requirements are met in a timely and professional manner.

Your success is our top priority.

This commitment to service excellence is reflected in every aspect of our work. We are here to ensure that your experience with our solutions and services is flawless, giving you the peace of mind and confidence you need to achieve your goals.

Professional Services

At Fagor Multimedia Solutions, we offer not only exceptional products, but also a full range of professional services designed to add value to your projects and optimize your operations. Our professional services are based on three fundamental pillars:

01

Solution Architecture and Technical Consulting

Our team of solution architecture and technical consulting experts is dedicated to helping you design and implement customized technology solutions that are perfectly suited to your specific needs.



02

Implementation and Go Live Services

Our implementation and go-live services are designed to ensure a smooth and seamless transition to your new technology solutions. We manage the entire value chain, from physical installation to configuration and integration with your existing systems.



03

Training and Business Continuity

We offer a wide variety of training programs designed to train your staff in the effective use of our technology solutions. Our goal is to provide the necessary skills and knowledge to both the end user and the integration channel to ensure the long-term success of the technology investment.



Contact us



Fagor Electrónica, S.Coop.
San Andrés, s/n.
E-20500 Mondragón (Spain)
Tel.: 943 712526
Fax: 943 712893
E-mail: rf.sales@fagorelectronica.es
www.fagorelectronica.com

Donostia Ibilbidea 28 .
20115 Astigarraga - Gipuzkoa
España
Tel.: +34 943 44 89 44
www.ikusi.tv

